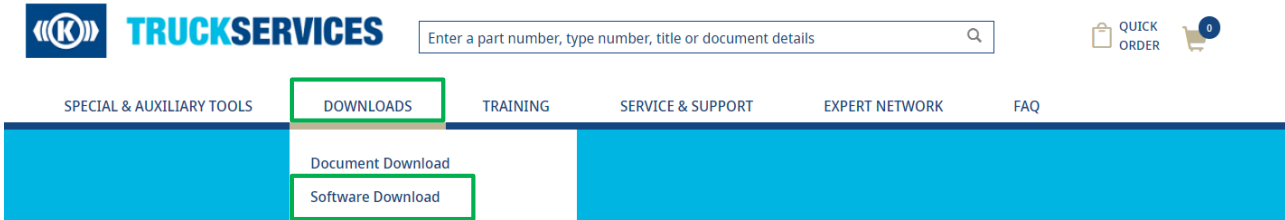


How to download a software 1/6



- Log in to your user account to take advantage of an easier processing by getting already prefilled online forms (e.g. first name, last name etc.)
- However a log-in is not mandatory
- Go to “Downloads” and choose “Software Download” in the drop-down menu

How to download a software 2/6

Software Download

For support with the installation of the software, please contact our technical support:
e-Mail: Technical@knorr-bremse.com
Contact Telephone: 0044 117 9846 222

Search

Software Group

Software Type

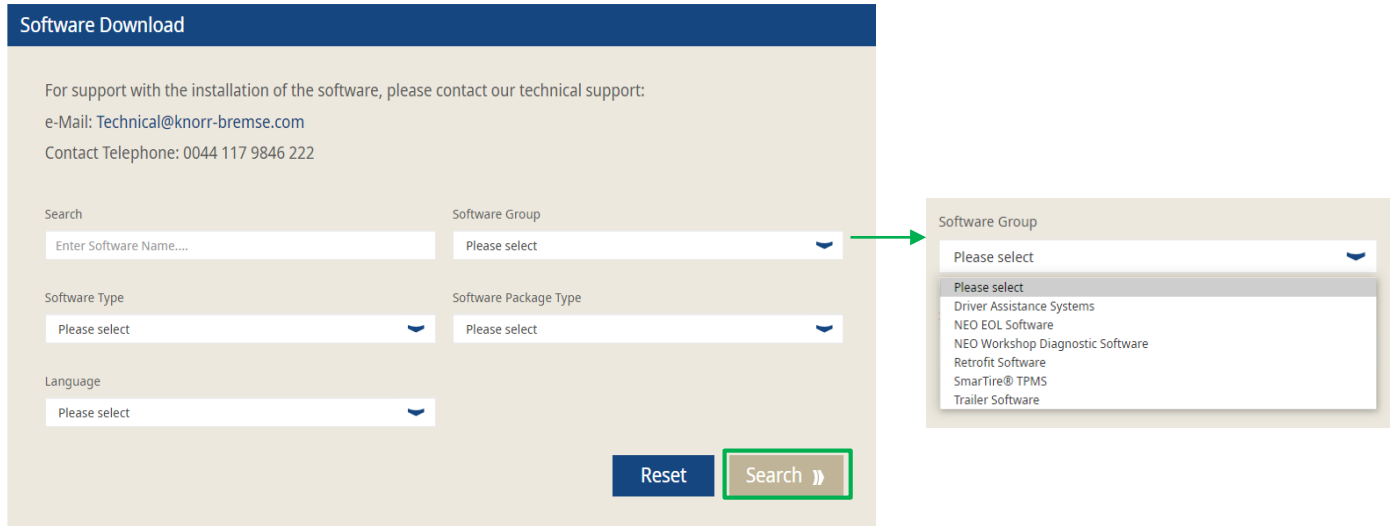
Software Package Type

Language

Software Group

Please select

- Please select
- Driver Assistance Systems
- NEO EOL Software
- NEO Workshop Diagnostic Software
- Retrofit Software
- SmartTire® TPMS
- Trailer Software

The image shows a web form for software download. It has a dark blue header with the text 'Software Download'. Below the header, there is contact information for technical support. The form contains several input fields: a search bar, and four dropdown menus for 'Software Group', 'Software Type', 'Software Package Type', and 'Language'. At the bottom of the form are 'Reset' and 'Search' buttons. A green arrow points from the 'Software Group' dropdown in the main form to a larger, detailed view of the dropdown menu on the right. This menu lists several software categories: 'Please select', 'Driver Assistance Systems', 'NEO EOL Software', 'NEO Workshop Diagnostic Software', 'Retrofit Software', 'SmartTire® TPMS', and 'Trailer Software'.

- You can search for software by entering the software name in the search bar
- By clicking on the other fields e.g., “Software Group”, a drop-down list will open, showing you different options you can choose from
- After entering or choosing your Software details, you can click on “Search”

How to download a software 3/6

Software Download

For support with the installation of the software, please contact our technical support:
e-Mail: Technical@knorr-bremse.com
Contact Telephone: 0044 117 9846 222

Search: Enter Software Name... Software Group: Please select

Software Type: Please select Software Package Type: Please select

Language: English

[Reset](#) [Search »](#)

25 Item(s) Found View 30 or 90 Item(s) Sort by: Software Title Asce

ABS EOL Diagnostic Installation Pack NEO EOL Software ABS EOL Diagnostic Installation package Setup ABS EOL Diagnostic for Vehicle Manufacturer	Language : English Version : 2.6.0.3 Release : 12.07.2021	Download Software and Request PIN View Details
ProFleet Assist Retrofit Software ProFleet Assist Installation package Installation and calibration software for ProFleet Assist and ProFleet Assist+ as well as official Knorr-Bremse profiles for ProFleet Assist+	Language : English Version : 2020/07/09 Release : 06.04.2021	Download Software View Details

- On the left side you can filter for more detailed results
- At the bottom you can then see the results of your search
- You can view more details for each software by clicking on the according button
- Some results offer you to “Download Software and Request PIN”, some results just offer you to “Download Software”

How to download a software 4/6

ABS8 EOL Diagnostic Installation Pack
NEO EOL Software
ABS8 EOL Diagnostic
Installation package
Setup ABS8 EOL Diagnostic for Vehicle Manufacturer

Language : English
Version : 2.6.0.3
Release : 12.07.2021

Download Software and Request PIN

View Details

ABS8 EOL Diagnostic Installation Pack

General Information
Language: EN
Software Size: 359.251.31 KB
Operating System: Windows XP®, Windows 7®, Windows 10®
Software Producer: Knorr-Bremse CV5
License: NBBU Software Key
Software Version: 2.6.0.3
Last Update (dd MM yyyy): 12.07.2021

Software Information
ABS8 EOL Diagnostic is able to diagnose ABS8 ECU based brake systems. It supports end-of-line tests for vehicles equipped with ABS8 ECUs.
This tool is made not for workshops but for vehicle manufacturers only!
ABS8 EOL Diagnostic is not only a diagnostic software, it is able to record a large amount of test-related data such as Manufacturer Name, Vehicle Designation and Test results. ABS8 EOL Diagnostic provides a high quality reporting system of test results. It supports saving and loading test results as well. This program may allow to change the content of the ECU so it can be used by trained people only.
ABS8 EOL Diagnostic is not free of charge software. To purchase the ABS8 EOL Diagnostic software, please fill out the request form and submit it to your local Knorr-Bremse representative!

Software Feature List
ECU@VW (NEO) | @range for TERS4 Diagnostics

Language support
• The basic pack includes program screens in every language available.
• The basic pack TERS4_FULL_DE includes the html context sensitive help and the detailed error texts in German language.
• The basic pack TERS4_FULL_EN includes the html context sensitive help and the detailed error texts in English language.

Access Level & PIN code

Demo:
• No PIN code required
• Shows only the program features

Service:
• PIN code required, Workshops
• Read, and clear Error memory
• Print all reports
• System check
• Configuration of additional auxiliary functions
• End of Line (EOL) test

OEM-EOL:
• PIN code required, only Vehicle manufacturer
• Special access for ECU, purpose
• No single parameter setting possible

OEM-FULL
• PIN code required, only Vehicle manufacturer
• Special access for Engineering

DOWNLOAD SOFTWARE

- When clicking on “View Details” you get an overview with information about that software
- You can download the Software by clicking on the button on the right side


How to download a software 5/6

ABS8 EOL Diagnostic Installation Pack
NEO EOL Software
ABS8 EOL Diagnostic
Installation package
Setup ABS8 EOL Diagnostic for Vehicle Manufacturer

Language : English
Version : 2.6.0.3
Release : 12.07.2021

[Download Software and Request PIN](#)

[View Details](#)

 My Account | Contact Us

Dear Customer,

Your request for the EOL Diagnostic tool is received by Knorr-Bremse. Your local Knorr-Bremse representative will contact you for the further detail as soon as possible.

Best regards

Knorr-Bremse Systems for Commercial Vehicles

Please fill the following form to request your Software!

Company Information

Company*	Role in Industry*
SAG Supply Chain AG	Please select
First Name*	Last Name*
Pauline	Fuener
Department	Address*
	80
Address 2 (e.g. unit, floor, house name)	City*
Moosacher Straße	München
Postal code*	Country*
80809	Germany
Phone	E-Mail*
	Pauline.Fuener@knorr-bremse.com

I have read the [License agreement](#)
 I have read the [Privacy Notice](#)
 I accept the [Webshop Term Of Use](#)

[Request Software](#)

Thank you for Requesting a PIN / Software!

Your Request will be processed further
You will receive a E-Mail with your request as well another one as soon the request was approved!

[Go back to Homepage](#)

- When clicking on “Download Software and Request PIN” you will see an overview of you company details
- Select the Role of your Industry and check the boxes at the bottom
- Then you can click on “Request Software”
- Your request will be processed and you will get an e-mail with further information

How to download a software 6/6

- When choosing a software that only offers “Download Software”, the download will start immediately and you can see the software in the download section of your browser

The image illustrates the process of downloading software. On the left, a software page for 'ProFleet Assist' is shown. The page includes the following text: 'ProFleet Assist', 'Retrofit Software', 'ProFleet Assist', 'Installation package', 'Language : English', 'Version : 2020/07/09', 'Release : 06.04.2021', and 'Installation and calibration software for ProFleet Assist and ProFleet Assist+ as well as official Knorr-Bremse profiles for ProFleet Assist+'. Two buttons are visible: 'Download Software' (highlighted with a green box) and 'View Details'. A green arrow points from the 'Download Software' button to the right. On the right, a browser's download bar is shown, displaying the downloaded file 'Setup_KB4TA_FULLL.zip' with a 'Datei öffnen' link and a 'Mehr anzeigen' link.